


KIA, Hyundai immo emulator

For:

**SIS-01x, SIKS-01x, SIS-05,
SIS-07 K-line systems**



Description :

For KIA / Hyundai cars, emulates immobox. Plug & Play for SIS-01x family - SIS-01, SIS-01B, SIKS-01 and so on. Must be configured for SIS-05 – user must store PIN code inside using K-line adapter. Plug&Play for SIS-07.

How to configure:

NOTE: you can skip configuration for SIS-01x / SIS-07 systems, it is mandatory only for SIS-05.

- Connect power supply and K-line adapter to emulator board,
- Place solder joint to enter configuration mode,
- Launch configurator software, choose correct COM port number, store PIN code.
- If success, remove solder joint and install emulator on car.

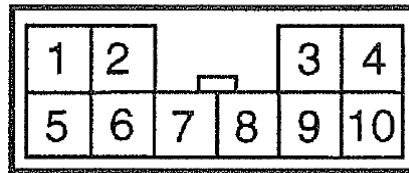


Installation on car:

Must attach 3 wires: +12v IGN, GND, LINE. It is recommended to bridge DIAG and IMMO lines to have ability to diagnose ECU.

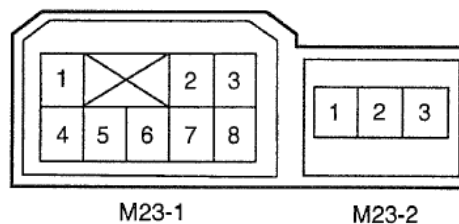
SIS-01x connector:

- pin 10: **IGN**
- pin 8: **LINE**
- pin 1: **GND**
- pin 9: **DIAG**



SIS-05 / SIS-07 connector, (M23-1):

- pin 4: **IGN**
- pin 6: **LINE**
- pin 8: **GND**
- pin 5: **DIAG**



LED on emulator board:

- 1 short blink at startup,
- Long blink – valid request from ECU received.

IMPORTANT: long blink doesn't mean ECU is authorized!

